

BATTLETECH™

BATTLEMECH RECORD SHEET

MECH DATA

Type: Thug THG-11E

Movement Points:

Walking: 4

Running: 6

Jumping: 0

Engine Type: 320 Fusion

Tonnage: 80

Tech Base: Inner Sphere

Rules Level: Standard

Role: Brawler

WARRIOR DATA

Name: _____

Gunnery Skill: _____ Piloting Skill: _____

| | | | | | | |
|-----------------|---|---|---|----|----|------|
| Hits Taken | 1 | 2 | 3 | 4 | 5 | 6 |
| Consciousness # | 3 | 5 | 7 | 10 | 11 | Dead |

Weapons & Equipment Inventory

(hexes)

| Qty | Type | Loc | Ht | Dmg | Min | Sht | Med | Lng |
|-----|-------|-----|----|---------------|-----|-----|-----|-----|
| 1 | PPC | LA | 10 | 10 [DE] | 3 | 6 | 12 | 18 |
| 1 | PPC | RA | 10 | 10 [DE] | 3 | 6 | 12 | 18 |
| 1 | SRM 6 | LT | 4 | 2/Msl [M,C,S] | — | 3 | 6 | 9 |
| 1 | SRM 6 | RT | 4 | 2/Msl [M,C,S] | — | 3 | 6 | 9 |

Ammo: (SRM 6) 30

BV: 1,640



CRITICAL TABLE

Left Arm

- Shoulder
- Upper Arm Actuator
- Lower Arm Actuator
- Hand Actuator
- Double Heat Sink
- Double Heat Sink

1-3

- Double Heat Sink
- PPC
- PPC
- PPC
- Endo Steel
- Endo Steel

4-6

Left Torso (CASE)

- Double Heat Sink
- Double Heat Sink
- Double Heat Sink
- Double Heat Sink
- Double Heat Sink
- Double Heat Sink

1-3

- SRM 6
- SRM 6
- Ammo (SRM 6) 15
- CASE
- Endo Steel
- Endo Steel

4-6

Left Leg

- Hip
- Upper Leg Actuator
- Lower Leg Actuator
- Foot Actuator
- Endo Steel
- Endo Steel

Head

- Life Support
- Sensors
- Cockpit
- Endo Steel
- Sensors
- Life Support

1-3

Center Torso


- Fusion Engine
- Fusion Engine
- Fusion Engine
- Gyro
- Gyro
- Gyro

4-6

- Gyro
- Fusion Engine
- Fusion Engine
- Fusion Engine
- Endo Steel
- Roll Again

4-6

Engine Hits ○○○○
Gyro Hits ○○○
Sensor Hits ○○○
Life Support ○



Damage Transfer Diagram

Right Arm

- Shoulder
- Upper Arm Actuator
- Lower Arm Actuator
- Hand Actuator
- Double Heat Sink
- Double Heat Sink

1-3

- Double Heat Sink
- PPC
- PPC
- PPC
- Endo Steel
- Endo Steel

4-6

Right Torso (CASE)

- Double Heat Sink
- Double Heat Sink
- Double Heat Sink
- Double Heat Sink
- Double Heat Sink
- Double Heat Sink

1-3

- SRM 6
- SRM 6
- Ammo (SRM 6) 15
- CASE
- Endo Steel
- Endo Steel

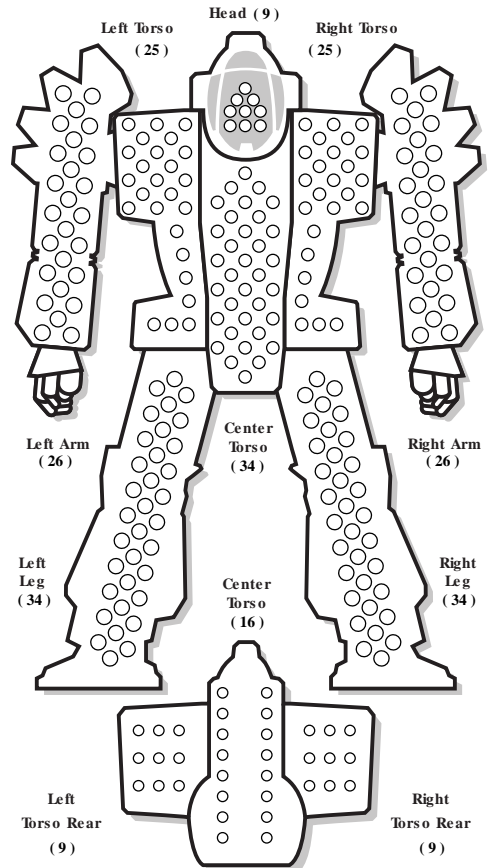
4-6

Right Leg

- Hip
- Upper Leg Actuator
- Lower Leg Actuator
- Foot Actuator
- Endo Steel
- Endo Steel

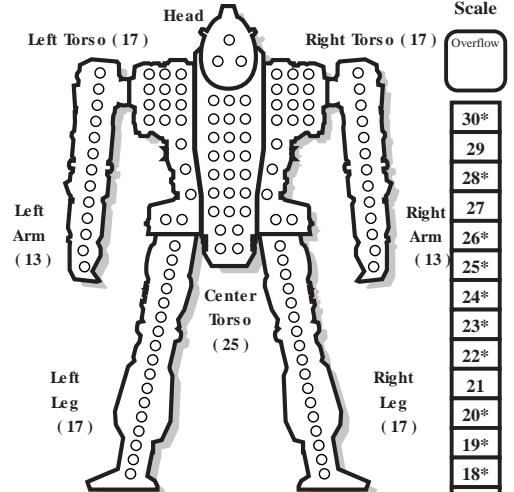
ARMOR DIAGRAM

Standard Armor



INTERNAL STRUCTURE DIAGRAM

Endo Steel



HEAT DATA

| Heat Level* | Effects | Double Heat Sinks: 18 (36) |
|-------------|------------------------|----------------------------|
| 30 | Shutdown | ○○ |
| 28 | Ammo Exp, avoid on 8+ | ○○○○ |
| 26 | Shutdown, avoid on 10+ | ○○○○○○ |
| 25 | -5 Movement Points | ○○○○○○○ |
| 24 | +4 Modifier to Fire | ○○○○○○○○ |
| 23 | Ammo Exp, avoid on 6+ | ○○○○○○○○○ |
| 22 | Shutdown, avoid on 8+ | ○○○○○○○○○○ |
| 20 | -4 Movement Points | ○○○○○○○○○○○ |
| 19 | Ammo Exp, avoid on 4+ | ○○○○○○○○○○○○ |
| 18 | Shutdown, avoid on 6+ | ○○○○○○○○○○○○○ |
| 17 | +3 Modifier to Fire | ○○○○○○○○○○○○○ |
| 15 | -3 Movement Points | ○○○○○○○○○○○○○○ |
| 14 | Shutdown, avoid on 4+ | ○○○○○○○○○○○○○○○ |
| 13 | +2 Modifier to Fire | ○○○○○○○○○○○○○○○ |
| 10 | -2 Movement Points | ○○○○○○○○○○○○○○○ |
| 8 | +1 Modifier to Fire | ○○○○○○○○○○○○○○○ |
| 5 | -1 Movement Points | ○○○○○○○○○○○○○○○ |